

CSX.0004

## BARRIER TUBE D26

Cardboard tube specific for  
sustained release chemical  
barriers

### Customs Code

4823 9085

### Packaging

- Bulk material 1 m



[www.azichem.com](http://www.azichem.com)

Updated: **24/08/2020**

General sales conditions and legal  
notices on

[www.azichem.com/disclaimer](http://www.azichem.com/disclaimer)

Page: **1/2**

Family  
**Consilex**

Product Lines  
• **Opus**

Components  
**Single-component**

Type  
**Slow diffusion accessories for masonry injections**

Functional Categories  
• **Sanification of masonry by stopping the rising damp**

Appearance  
**Cardboard tube**

## General description

1 metre long stiff paper tube, supplied with 6 plastic closure caps, specific for water repellent resin injections for the construction of slow radial diffusion chemical barriers at the base of the walls, against capillary rising damp, in the brick, tufas, stone, and mixed masonry of various thickness.


## Dosage


Product to buy as needed.


## Fields of application

Creation of chemical barriers, even with the "diy" system, using the slow diffusion method.

## Basic features

 Length:  
100 cm

 Shelf-life:  
6 months

 Available colours  
Hazel

## Technical specifications

*External diameter: 27 mm*

*Internal diameter: 26 mm*

*Non-toxic material*

## Substrate preparation


Draw a line parallel to the outside kerb or to the internal floor, at about 10-15 cm from the same. Prepare drilling points at 12 cm distance from one another on the line. The inclination of the holes should be about 20° down. The depth of the holes should be approximately 4/5 the thickness of the wall to inject. The tip of the drill should be slightly greater than 26 mm. Once the holes are finished, the dust produced by drilling is required to be eliminated.

## Instructions for use

Apply the appropriate plastic plug provided on one of the two ends of BARRIER TUBE D26. Insert it into the holes perforated for the entire depth of the hole. Cut off the excess part of the tube that protrudes from the stonework with a pair of scissors or a utility knife. Close the tube with the other plastic plug provided. Drill the cap and insert the clear rubber tube connected to BARRIER BAG. Fill the hole and the entrance of the tube with lime based mortar to prevent the escape of the water repellent resin.

## Storage and preservation

Store the product in its original packing, in a fresh and dry environment, avoiding frost and direct sunlight.



## Warnings, Precautions and Ecology

The general information, along with any instructions and recommendations for use of this product, including in this data sheet and eventually provided verbally or in writing, correspond to the present state of our scientific and practical knowledge.

Any technical and performance data reported is the result of laboratory tests conducted in a controlled environment and thus may be subject to modification in relation to the actual conditions of implementation.

Azichem Srl does not assume any liability arising from inadequate characteristics related to improper use of the product or connected to defects arising from factors or elements unrelated to the quality of the product, including improper storage.

Those wishing to utilise the product are required to determine prior to use whether or not the same is suitable for the intended use, assuming all consequent responsibility.

The technical and characteristic details contained in this data sheet shall be updated periodically. For consultation in real time, please visit the website: [www.azichem.com](http://www.azichem.com). The date of revision is indicated in the space to the side. The current edition cancels out and replaces any previous version.

Please note that the user is required to read the latest Safety Data Sheet for this product, containing chemical-physical and toxicological data, risk phrases and other information regarding the safe transport, use and disposal of the product and its packaging. For consultation, please visit: [www.azichem.com](http://www.azichem.com).

It is forbidden to dispose of the product and/or packaging in the environment.

*BARRIER TUBE D26 is produced/distributed by*



Via Giovanni Gentile, 16/A - 46044 Goito (MN), Italy  
info@azichem.com Tel. +39 0376.604185 /604365 Fax +39 0376 604398



[www.azichem.com](http://www.azichem.com)

Updated: **24/08/2020**  
General sales conditions and legal notices on  
[www.azichem.com/disclaimer](http://www.azichem.com/disclaimer)