

Syntech Fix EP

Thixotropic epoxy adhesive in cartridge form for structural anchors



Syntech Fix EP is a two-component adhesive with a ETAG 001 certified epoxy resin base, offering an elevated adhesive capacity and resistance to stresses from elevated loads, along with the rapid development of mechanical strength. It is suited to the anchoring and structural fastening of bars and metal elements on concrete surfaces, stone materials, brick, wood and building materials in general. Syntech Fix EP can also be utilised as a sealing agent between materials of different natures.

CUSTOMS CODE: 3907 3000

COMPONENTS: Single-component

APPEARANCE: Paste

AVAILABLE COLORS: Gray

PACKAGING AND DIMENSIONS: Bi-mix cartridge 470 ml - Box: 12 x (Bi-mix cartridge 470 ml)

FIELDS OF APPLICATION

Syntech Fix EP is used as an adhesive to create structural anchors of threaded bars with improved adhesion, metal elements, fastening between materials of a different nature (steel, concrete), applications on wet or humid media, grouting cracks, repairs and filling, sealing of large diameter holes or applications with high-diameter bars and high-power dielectric anchors by cancelling the effect of stray currents.

ALLOWED SUPPORTS

Concrete - Wood - Floor screed - Steel - Bricks - Natural stones

PREPARATION OF SUPPORTS

Remove all crumbly parts with low mechanical strength and that are starting to detach from the affected area, completing the anchor holes on a healthy and compact substrate. Create the hole, checking its perpendicularity and blowing out the hole with compressed air. The holes must be cleaned and dedusted - remove any dust, oil, grease, paint, dirt, debris and any other residue that could affect adhesion.

MODE OF USE

The two components of Syntech Fix EP are packaged in a single 470 ml two-component cartridge with side-by-side sections. The components are blended in the mixing nozzle during extrusion, to be carried out with a special gun. Syntech Fix EP is ideal for fastenings with variable anchoring depth, to grant the drafter a high degree of flexibility. Screw the nozzle to the cartridge and insert into the pump. Protect the hands and face during preparation. Before proceeding with the application, ensure that the two components are completely mixed by extruding a small amount of product - if it emerges in a uniform colour, it has been properly mixed. Only at this point is the cartridge ready for use. Extrude Syntech Fix EP into the hole until it is filled to 2/3. Use a threaded bar cut at 45° on the end going into the hole. Insert the bar with a rotating motion to allow the air bubbles to escape. Respect the hardening and application times indicated on the data sheet.





APPLICATION METHODS



Dispensing gun

TOOL CLEANING

Nitro thinner

KEY FEATURES

-  Shelf-life: 24 months
-  Use wearing protective glasses

-  Temperature of use: +5 / +35 °C
-  Use wearing protective gloves

TECHNICAL SPECIFICATIONS

Resistant to chemical agents

CONSUMPTION

Consult the technical staff.

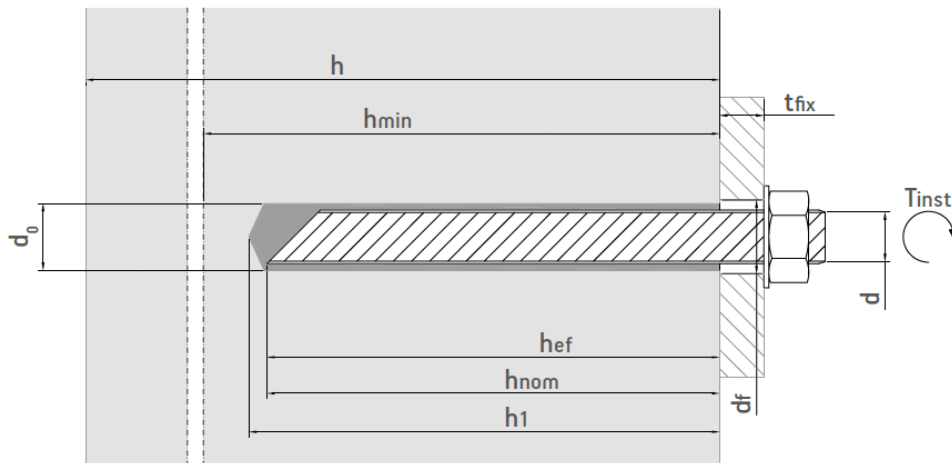
STORAGE AND CONSERVATION

Store the product in its original packing, in a fresh and dry environment, avoiding frost and direct sunlight. Inadequate storage of the product may result in a loss of rheological performance. Store the product at a temperature between +5°C and +35°C.

PHOTO GALLERY



ADDITIONAL CONTENT



Legend:

- d [mm]: bar diameter
- h_{min} [mm]: minimum surface thickness
- d_0 [mm]: hole diameter
- h_1 [mm]: hole depth
- h_{nom} [mm]: insertion depth
- h_{ef} [mm]: effective anchorage depth
- t_{fix} [mm]: flexible thickness
- df [mm]: flexible thickness of hole diameter
- T_{inst} [Nm]: tightening torque



WARNINGS AND PRECAUTIONS

The general information, along with any instructions and recommendations for use of this product, including in this data sheet and eventually provided verbally or in writing, correspond to the present state of our scientific and practical knowledge. Any technical and performance data reported is the result of laboratory tests conducted in a controlled environment and thus may be subject to modification in relation to the actual conditions of implementation.

Azichem Srl does not assume any liability arising from inadequate characteristics related to improper use of the product or connected to defects arising from factors or elements unrelated to the quality of the product, including improper storage. Those wishing to utilise the product are required to determine prior to use whether or not the same is suitable for the intended use, assuming all consequent responsibility.

The technical and characteristic details contained in this data sheet shall be updated periodically. For consultation in real time, please visit the website: www.azichem.com. The date of revision is indicated in the space to the side. The current edition cancels out and replaces any previous version.

Please note that the user is required to read the latest Safety Data Sheet for this product, containing chemical-physical and toxicological data, risk phrases and other information regarding the safe transport, use and disposal of the product and its packaging. For consultation, please visit: www.azichem.com.

It is forbidden to dispose of the product and/or packaging in the environment.

