

Consilex Barrier Cream

Water repellent gel based on silanes, in 600 cc bags, for chemical barriers



Silane-based impregnating agent with gelatinous consistency for the formation of chemical barriers against capillary rising damp, particularly suited for new masonry, also cellular (refractory bricks, double uni, etc.). It is supplied in 600 cc aluminium-lined bags ("soft" cartridge), to be inserted in the appropriate caulking gun for sealants in bags.

CUSTOMS CODE: 3824 9970

COMPONENTS: Single-component

APPEARANCE: Thick liquid

AVAILABLE COLORS: White

PACKAGING AND DIMENSIONS: Cartridge 600 cc - Pail 5 kg - Box: 10 x (Cartridge 600 cc)

FEATURES AND BENEFITS

Consilex Barrier Cream is a silane-based concentrated cream, specifically formulated for masonry injections for forming high effectiveness chemical barriers, against capillary rising damp. The product is perfectly suitable for use in solid stonework (stone, brick, tufa, sandstone, concrete) but can also be effectively used in pierced tile blocks (cellular masonry). The cream has exceptional penetration and diffusion, and forms a stable chemical barrier, preventing damp from rising through capillaries into the masonry pores for several years. Consilex Barrier Cream combats efflorescence formation on masonry and does not alter the breathability of the media. The product is supplied in 600 cc aluminium-lined bags.

FIELDS OF APPLICATION

To stop capillary rising damp in absorbent walls made of brick, mixtures, stones, tufa and also perforated brick, in new and old buildings, urban, rural, vintage and monuments.

ALLOWED SUPPORTS

Concrete - Bricks - Tuff - Mixed walls (bricks and stones) - Brickworks - Stone walls

PREPARATION OF SUPPORTS

Draw a line parallel to the outside kerb or to the internal floor, at about 12-15 cm from the same. Prepare drilling points at 12-15 cm distance from one another on the traced line. The inclination of the holes should be between 0° (horizontal) and 20° down. The depth of the holes should be approximately 2/3 the thickness of the wall to inject. The drill bit to be used must have a diameter of 12-14 mm. Once the holes are finished, the dust produced by drilling is required to be eliminated.



MODE OF USE

Consilex Barrier Cream should be injected into the wall using the special caulking gun for 600 cc or ml bags (of the type commonly used in sealants and mastics), both manual and pneumatic, according to the following procedure: - Insert the bag in the caulking gun chamber and remove the metal clip from the bag - Install the tube typically supplied with the caulking gun (instead of the plastic nozzle) - Extrude Consilex Barrier Cream in the designated holes for a consumption of about 20-25 ml per cm of masonry to be injected, per linear metre. Example: for a 40 cm wall, it will take about 1 litre per metre of Consilex Barrier Cream (25 ml/cm x 40 cm = 1000 ml per metre). - Once the injection is completed and the holes are closed (with a cement or lime mortar), the plaster should typically be removed after a few days to allow the masonry treated to dry better. - Finally, after completely drying the deplastered wall, it will be plastered again, preferably with macroporous dehumidifying plaster (Sanatigh). The consumptions specified are purely indicative, the exact amount to be used must always be determined by appropriate preliminary tests, especially in the case of perforated brickworks.


APPLICATION METHODS


Dispensing gun


TOOL CLEANING

Water

KEY FEATURES

 Nonflammable

 Shelf-life: 12 months

 Temperature of use: +8 / +35 °C

TECHNICAL SPECIFICATIONS

pH 7

CONSUMPTION

Approximately 200 cc of Consilex Barrier Cream per linear metre of 10 cm thick masonry. Calculate the consumption in proportion to the thickness of the masonry to be restored.

STORAGE AND CONSERVATION

Protect from freezing. Store the product in its original packing, in a fresh and dry environment, avoiding frost and direct sunlight. Inadequate storage of the product may result in a loss of rheological performance. Opened containers must be used immediately.



PHOTO GALLERY



ADDITIONAL CONTENT



WARNINGS AND PRECAUTIONS

The general information, along with any instructions and recommendations for use of this product, including in this data sheet and eventually provided verbally or in writing, correspond to the present state of our scientific and practical knowledge. Any technical and performance data reported is the result of laboratory tests conducted in a controlled environment and thus may be subject to modification in relation to the actual conditions of implementation.

Azichem Srl does not assume any liability arising from inadequate characteristics related to improper use of the product or connected to defects arising from factors or elements unrelated to the quality of the product, including improper storage. Those wishing to utilise the product are required to determine prior to use whether or not the same is suitable for the intended use, assuming all consequent responsibility.

The technical and characteristic details contained in this data sheet shall be updated periodically. For consultation in real time, please visit the website: www.azichem.com. The date of revision is indicated in the space to the side. The current edition cancels out and replaces any previous version.

Please note that the user is required to read the latest Safety Data Sheet for this product, containing chemical-physical and toxicological data, risk phrases and other information regarding the safe transport, use and disposal of the product and its packaging. For consultation, please visit: www.azichem.com.

It is forbidden to dispose of the product and/or packaging in the environment.

