

Armoglass Structura 250

280 grams/m² of alkali-resistant fibreglass structural mesh



280 g/m² structural reinforcement mesh with 25 x 25 mm square mesh, in alkali-resistant fibreglass, containing >16% zirconium dioxide, constructed with a leno weave and primed with thermosetting polymer. Certified mesh for the anti-detachment of flooring; easy and quick to apply, to handle and to cut. It combines lightness and thinness with excellent mechanical characteristics in the warp and weft. Resistant to atmospheric agents and aggressive environments, conferring durability to the composite systems in which it is used. Suitable for any substrate and perfectly compatible with both cement-based and lime-based mortars.

CUSTOMS CODE: 7019 6100

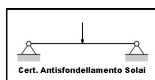
COMPONENTS: Single-component

APPEARANCE: Net

AVAILABLE COLORS: Red

PACKAGING AND DIMENSIONS: Roll 50 m² - Roll 100 m²

OBTAINED CERTIFICATIONS AND REGULATIONS



FEATURES AND BENEFITS

Ideal for any type of substrate. Particularly suited to preventing slab detachment in combination with special steel components, also together with mortars with a Unisan hydraulic binder base, which increases the performance of the system by ensuring breathability and a dehumidifying effect.

FIELDS OF APPLICATION

Armoglass Structura 250 is a mesh for the structural reinforcement and consolidation of masonry and vaulted structures. It is ideal for reinforcing plasters with anti-overturning function, for the reinforcement and distribution of shrinkage stresses on walkable or drainage screeds and concrete flooring. A certified mesh to prevent slab detachment in combination with special steel components (screws, dowels, flanges).

ALLOWED SUPPORTS

Plasters - Concrete - Cement-based or lime-based mortars - Mixed walls (bricks and stones) - Brickworks - Stone walls - Floor screed - Porphyry and natural stones - Bricks

MODE OF USE

Application on masonry and vaults: In the event that connectors are being used, proceed with creating holes of a suitable diameter, in accordance with the chosen connection system and arranged in line with the design instructions and with the selected connection system (Armoglass Connector, Armoglass Connector SINGLE, Armoglass Connector Twin). Secure the connectors with resin anchors (Syntech Profix) or hydraulic binder-based slurry (Grout Cable, Sanafluens). Apply an initial layer of mortar (see the technical data sheet of the selected product), positioning the Armoglass Structura 250 mesh on the still-fresh mortar, taking care to ensure an overlap of at least 10 centimetres, before applying the second layer of mortar. Whilst the mortar is still fresh, lay the mesh sheeting, proceeding from top to bottom, and immersing with the help of a putty knife, being sure to overlap each segment by at least 10 centimetres and impeding the formation of bubbles and bends. Application on screeds: Apply an initial layer of screed (see the technical data sheet of the selected product), laying the Armoglass Structura 250 mesh on the first layer of still-fresh screed, taking care to ensure an overlap of at least 10 centimetres, then applying the second layer of screed.

APPLICATION METHODS

Apply by hand

KEY FEATURES

↔ Lenght: 50 m

☕ Suitable for contact with drinking water

🧤 Use wearing protective gloves

↔ Width: 100 / 200 cm

🔥 Nonflammable

♾ Unlimited shelf-life

☀ UV-resistant

TECHNICAL SPECIFICATIONS

ISO 10406-1:2015

Single wire weft tensile strength (Tensile speed 100 mm / min) **1.57 kN**

Thickness **1.10 mm**

ISO 527-4,5:1997

Single warp thread tensile strength (Tensile speed 10 mm / min) **1.34 kN**

Warp tensile strength (Tensile speed 10 mm / min) **55 kN/m**

ISO 3374:2000

Dressed fabric weight **280 g/m²**

CNR DT 200 R1/2013

Equivalent texture thickness **0.0339 mm**

Warp tensile strength (Tensile speed 100 mm / min) **65 kN/m**

ISO 3374:2000

Raw fabric weight **182 g/m²**

CNR DT 200 R1/2013

Resistant warp-weft section **33.95 mm²/m**

Weft tensile strength (Tensile speed 10 mm / min) **58 kN/m**

Single wire nominal area **0.789 mm²**

Glass density **2.68 g/cm³**

Weft tensile strength (Tensile speed 100 mm / min) **64 kN/m**

CNR DT 200 R1/2013

Warp equivalent thickness **0.0339 mm**

Glass elastic module **72.000 N/mm²**

ISO 10406-1:2015

Single warp thread tensile strength (Tensile speed 100 mm / min) **1.60 kN**

Longitudinal elongation at break **1.70 %**

Net elastic modulus (warp) **58.441 N/mm²**

ISO 527-4,5:1997

Single wire weft tensile strength (Tensile speed 10 mm / min) **1.41 kN**

Mesh size **25 x 25 mm**

Net elastic modulus (weft) **61.097 N/mm²**




CONSUMPTION

1.1 m/m²: The sheets adjacent to the fibreglass mesh are to be overlapped along the edges by at least 10 centimetres.


STORAGE AND CONSERVATION

Store the product in its original packing, in a fresh and dry environment, avoiding frost and direct sunlight. Inadequate storage of the product may result in a loss of rheological performance.

PHOTO GALLERY



ADDITIONAL CONTENT



Produced and distributed by **AZICHEM srl**
Via Giovanni Gentile, 16/A - 46044 Goito (MN), Italy
Tel: +39 0376.604185 / 604365
Fax: +39 0376 604398
www.azichem.com - info@azichem.com

Update of **12-07-2022**
Terms of sale and legal notices available at
<https://www.azichem.com/general-sales-conditions>
Total pages of this document: 4

WARNINGS AND PRECAUTIONS

The general information, along with any instructions and recommendations for use of this product, including in this data sheet and eventually provided verbally or in writing, correspond to the present state of our scientific and practical knowledge. Any technical and performance data reported is the result of laboratory tests conducted in a controlled environment and thus may be subject to modification in relation to the actual conditions of implementation.

Azichem Srl does not assume any liability arising from inadequate characteristics related to improper use of the product or connected to defects arising from factors or elements unrelated to the quality of the product, including improper storage. Those wishing to utilise the product are required to determine prior to use whether or not the same is suitable for the intended use, assuming all consequent responsibility.

The technical and characteristic details contained in this data sheet shall be updated periodically. For consultation in real time, please visit the website: www.azichem.com. The date of revision is indicated in the space to the side. The current edition cancels out and replaces any previous version.

Please note that the user is required to read the latest Safety Data Sheet for this product, containing chemical-physical and toxicological data, risk phrases and other information regarding the safe transport, use and disposal of the product and its packaging. For consultation, please visit: www.azichem.com.

It is forbidden to dispose of the product and/or packaging in the environment.

